

CÉRÀGRÈS
LUXE

SEATTLE



Seattle raffigura il gres porcellanato effetto soft, cemento e cemento. Disponibile in una tavolozza estremamente contemporanea di sei colori neutri, che vanno dal beige sabbia ai toni del grigio più scuro. Si ispira al design urbano e alle tendenze architettoniche contemporanee. La gamma cromatica permette di alternare toni caldi e freddi, consfumature o accenti, per creare ambienti originali e dinamici. Seattle si fonde con la moderna intimità di spazi urbani inaspettati, offrendo un'eleganza senza tempo di tonalità neutre dal carattere contemporaneo.

Seattle depicts soft, cement and concrete effect porcelain stoneware. Available in extremely contemporary palette of six neutral colors, ranging from sandy beige to darker grey tones. It's inspired by urban design and contemporary architectural trends. The color range allows for the alternating of warm and cool tones, with nuances or accents, to create original, dynamic environments. Seattle blends with modern intimacy of unexpected urban spaces, offering timeless elegance of neutral shades with a contemporary character.

Seattle représente le grès cérame tendre, effet ciment et béton. Disponible dans une palette extrêmement contemporaine de six couleurs neutres, allant du beige sable aux tons gris plus foncés. Il s'inspire du design urbain et des tendances architecturales contemporaines. La gamme de couleurs permet d'alterner des tons chauds et froids, avec des nuances ou des accents, pour créer des environnements originaux et dynamiques. Seattle se fond dans l'intimité moderne d'espaces urbains inattendus, offrant une élégance intemporelle de nuances neutres au caractère contemporain.

Seattle representa un gres porcelánico blando con efecto cemento y cemento. Disponible una paleta extremadamente contemporánea de seis colores neutros, que van desde el beige arena hasta los tonos grises más oscuros. Está inspirado en el diseño urbano y las tendencias arquitectónicas contemporáneas. La gama cromática permite alternar tonos cálidos y fríos, con matices o acentos, para crear ambientes originales y dinámicos. Seattle se mezcla con la intimidad moderna de espacios urbanos inesperados, ofreciendo una elegancia atemporal en tonos neutros con un carácter contemporáneo.

SEATTLE



rivestimento Seattle Perla 80x80
pavimento Seattle Gypsum 80x80

SEATTLE



pavimento Seattle Gypsum 40x160

SEATTLE

Colori . Colours . Couleurs . Colores



Clay



Perla



Miel



Gypsum



Carbon



Urban

SEATTLE


SEATTLE

Formati . Sizes . Formats . Formatos

Formati . Sizes . Formats . Formatos



80x160 R
32"x64"
772126 Seattle Clay
772127 Seattle Miel
772128 Seattle Carbon
772129 Seattle Perla
772130 Seattle Gypsum
772131 Seattle Urban




40x160 R
16"x64"
772132 Seattle Clay
772133 Seattle Miel
772134 Seattle Carbon
772135 Seattle Perla
772136 Seattle Gypsum
772137 Seattle Urban



20x160 R
8"x64"
772138 Seattle Clay
772139 Seattle Miel
772140 Seattle Carbon
772141 Seattle Perla
772142 Seattle Gypsum
772143 Seattle Urban



10x160 R
4"x64"
772144 Seattle Clay
772145 Seattle Miel
772146 Seattle Carbon
772147 Seattle Perla
772148 Seattle Gypsum
772149 Seattle Urban



80x80 R
32"x32"
772150 Seattle Clay
772151 Seattle Miel
772152 Seattle Carbon
772153 Seattle Perla
772154 Seattle Gypsum
772155 Seattle Urban



40x80 R
16"x32"
772156 Seattle Clay
772157 Seattle Miel
772158 Seattle Carbon
772159 Seattle Perla
772160 Seattle Gypsum
772161 Seattle Urban



20x80 R
8"x32"
772162 Seattle Clay
772163 Seattle Miel
772164 Seattle Carbon
772165 Seattle Perla
772166 Seattle Gypsum
772167 Seattle Urban




10x80 R
4"x32"
772168 Seattle Clay
772169 Seattle Miel
772170 Seattle Carbon
772171 Seattle Perla
772172 Seattle Gypsum
772173 Seattle Urban

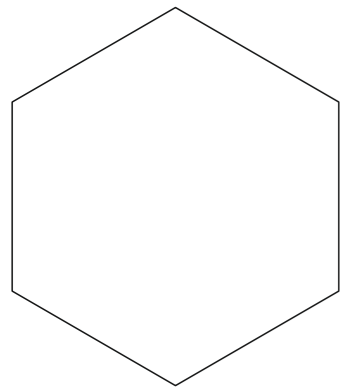
SEATTLE

SEATTLE


Formati . Sizes . Formats . Formatos



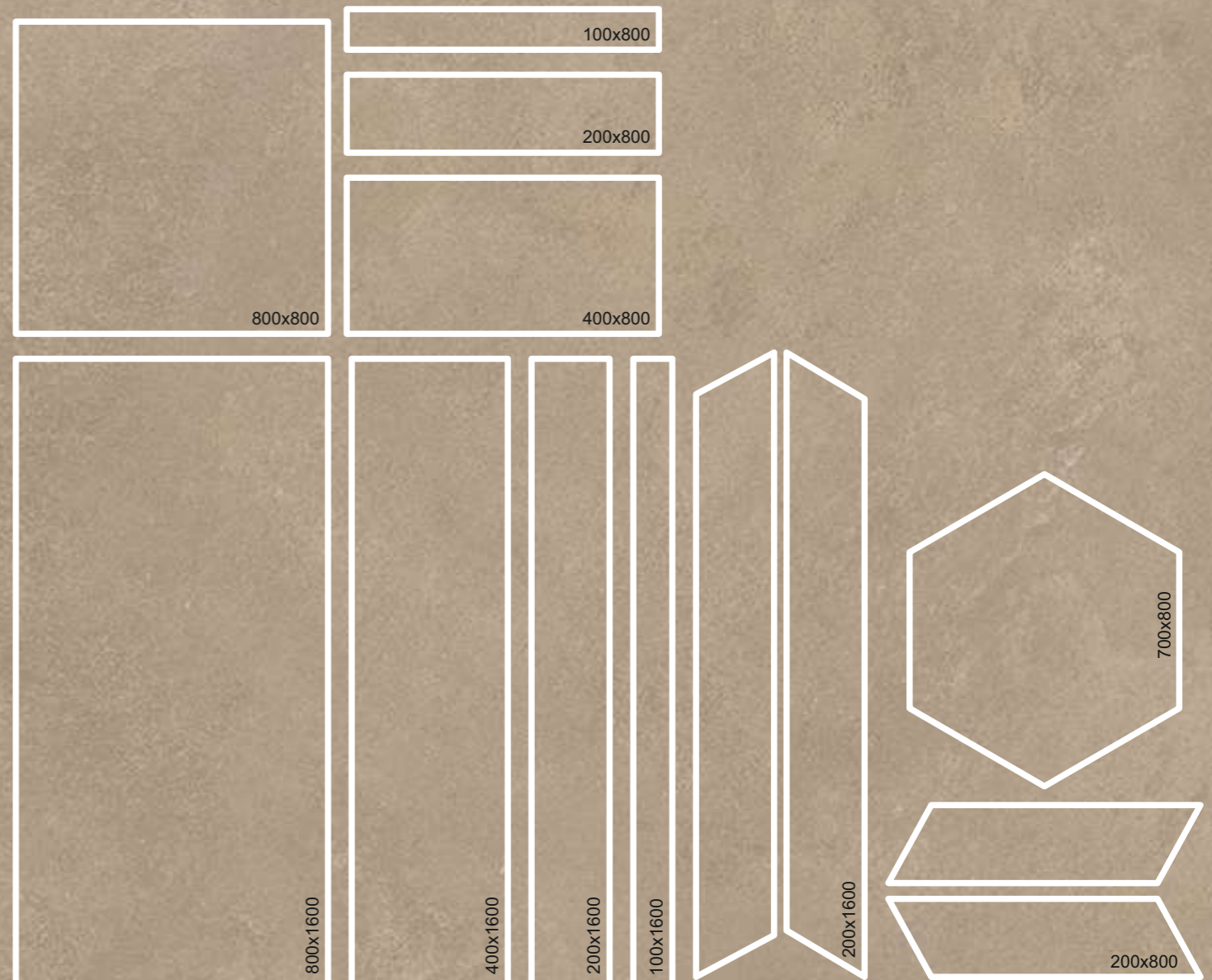
20x80 R
8"x32"
772174 Seattle Clay L
772175 Seattle Clay R
772176 Seattle Miel L
772177 Seattle Miel R
772178 Seattle Carbon L
772179 Seattle Carbon R
772180 Seattle Perla L
772181 Seattle Perla R
772182 Seattle Gypsum L
772183 Seattle Gypsum R
772184 Seattle Urban L
772185 Seattle Urban R



70x80 R
28"x32"
772186 Seattle Clay
772187 Seattle Miel
772188 Seattle Carbon
772189 Seattle Perla
772190 Seattle Gypsum
772191 Seattle Urban



20x160 R
8"x64"
772270 Seattle Clay L
772271 Seattle Clay R
772272 Seattle Miel L
772273 Seattle Miel R
772274 Seattle Carbon L
772275 Seattle Carbon R
772276 Seattle Perla L
772277 Seattle Perla R
772278 Seattle Gypsum L
772279 Seattle Gypsum R
772280 Seattle Urban L
772281 Seattle Urban R



SEATTLE

Formati . Sizes . Formats . Formatos



Naturale/Matt

80x160 R
32"x64"
772126 Seattle Clay

A160



Naturale/Matt

40x160 R
16"x64"
772132 Seattle Clay

A150



Naturale/Matt

20x160 R
8"x64"
772138 Seattle Clay

A140



Naturale/Matt

10x160 R
4"x64"
772144 Seattle Clay

A130



Si consiglia la posa con fuga 2 mm. - Laying with a 2 mm-joint is recommended. - Pose recommandée avec joints de 2 mm. - Se recomienda la colocación con juntas de 2 mm.

SEATTLE


Formati . Sizes . Formats . Formatos



Naturale/Matt

80x80 R
32"x32"
772150 Seattle Clay


A120



Naturale/Matt

40x80 R
16"x32"
772156 Seattle Clay

A110



Naturale/Matt

20x80 R
8"x32"
772162 Seattle Clay

A100




Naturale/Matt

10x80 R
4"x32"
772168 Seattle Clay

A90



Si consiglia la posa con fuga 2 mm. - Laying with a 2 mm-joint is recommended. - Pose recommandée avec joints de 2 mm. - Se recomienda la colocación con juntas de 2 mm.



SEATTLE

Formati . Sizes . Formats . Formatos



20x80 R
8"x32"
772174 Seattle Clay L
772175 Seattle Clay R

A590



70x80 R
28"x32"
772186 Seattle Clay

A640



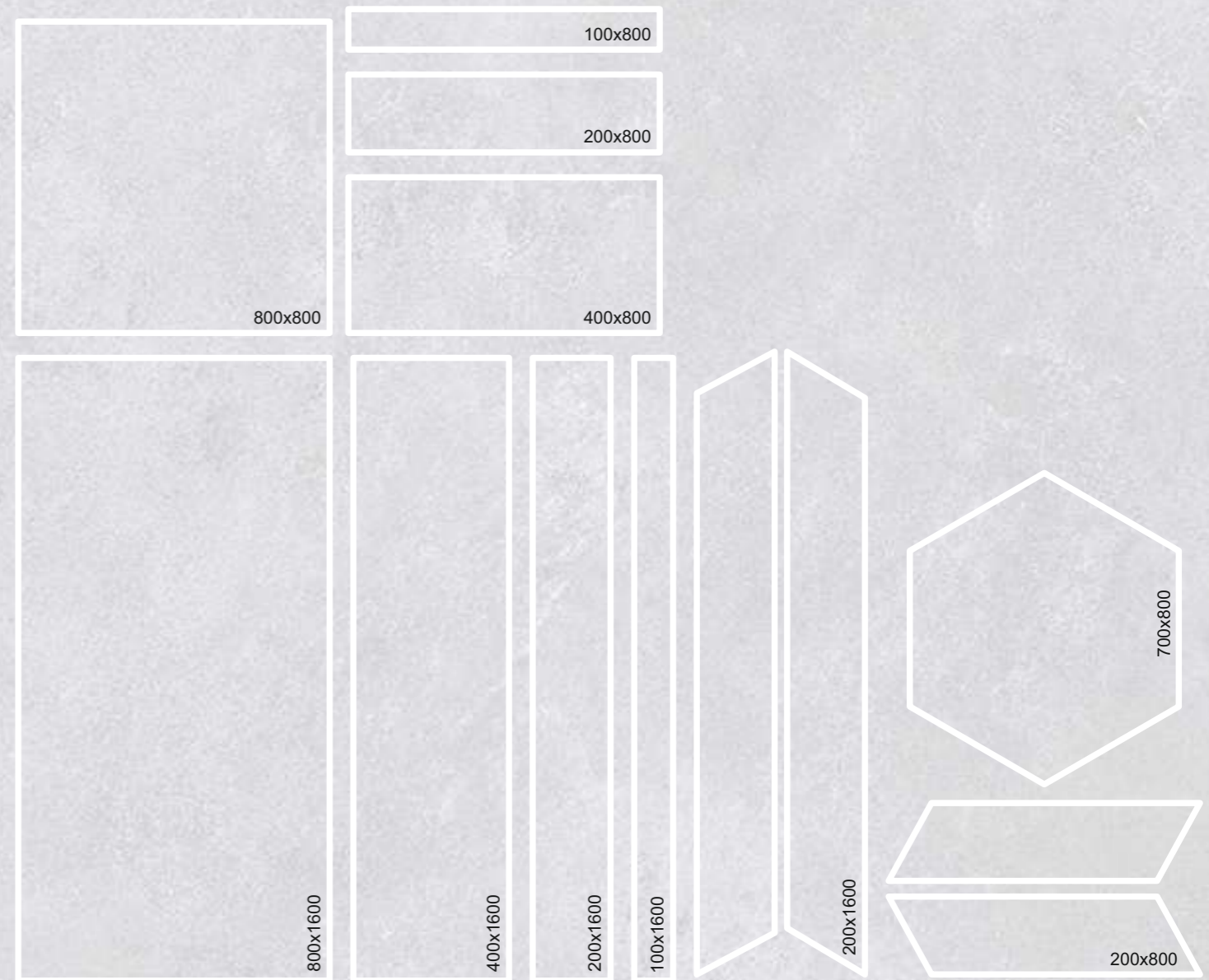
20x160 R
8"x64"
772270 Seattle Clay L
772271 Seattle Clay R

A700



Si consiglia la posa con fuga 2 mm. - Laying with a 2 mm-joint is recommended. - Pose recommandée avec joints de 2 mm. - Se recomienda la colocación con juntas de 2 mm.

SEATTLE



SEATTLE

SEATTLE


Formati . Sizes . Formats . Formatos

Formati . Sizes . Formats . Formatos



80x160 R
32"x64"
772127 Seattle Miel

A160



40x160 R
16"x64"
772133 Seattle Miel

A150



20x160 R
8"x64"
772139 Seattle Miel

A140



10x160 R
4"x64"
772145 Seattle Miel

A130




Si consiglia la posa con fuga 2 mm. - Laying with a 2 mm-joint is recommended. - Pose recommandée avec joints de 2 mm. - Se recomienda la colocación con juntas de 2 mm.




80x80 R
32"x32"
772151 Seattle Miel

A120



40x80 R
16"x32"
772157 Seattle Miel

A110



20x80 R
8"x32"
772163 Seattle Miel

A100



10x80 R
4"x32"
772169 Seattle Miel

A90



Si consiglia la posa con fuga 2 mm. - Laying with a 2 mm-joint is recommended. - Pose recommandée avec joints de 2 mm. - Se recomienda la colocación con juntas de 2 mm.



ADDARSCHE



SEATTLE

SEATTLE

Formati . Sizes . Formats . Formatos



Naturale/Matt

20x80 R
8"x32"
772176 Seattle Miel L
772177 Seattle Miel R

A590



Naturale/Matt

70x80 R
28"x32"
772187 Seattle Miel

A640




Naturale/Matt

20x160 R
8"x64"
772272 Seattle Miel L
772273 Seattle Miel R

A700



Si consiglia la posa con fuga 2 mm. - Laying with a 2 mm-joint is recommended. - Pose recommandée avec joints de 2 mm. - Se recomienda la colocación con juntas de 2 mm.



SEATTLE

SEATTLE

Formati . Sizes . Formats . Formatos

Formati . Sizes . Formats . Formatos



80x160 R
32"x64"
772128 Seattle Carbon

A160



40x160 R
16"x64"
772134 Seattle Carbon

A150



20x160 R
8"x64"
772140 Seattle Carbon

A140



10x160 R
4"x64"
772146 Seattle Carbon

A130



Si consiglia la posa con fuga 2 mm. - Laying with a 2 mm-joint is recommended. - Pose recommandée avec joints de 2 mm. - Se recomienda la colocación con juntas de 2 mm.



80x80 R
32"x32"
772152 Seattle Carbon

A120



40x80 R
16"x32"
772158 Seattle Carbon

A110



20x80 R
8"x32"
772164 Seattle Carbon

A100



10x80 R
4"x32"
772170 Seattle Carbon

A90



Si consiglia la posa con fuga 2 mm. - Laying with a 2 mm-joint is recommended. - Pose recommandée avec joints de 2 mm. - Se recomienda la colocación con juntas de 2 mm.

SEATTLE

SEATTLE

Formati . Sizes . Formats . Formatos



20x80 R
8"x32"
772178 Seattle Carbon L
772179 Seattle Carbon R

A590



70x80 R
28"x32"
772188 Seattle Carbon

A640

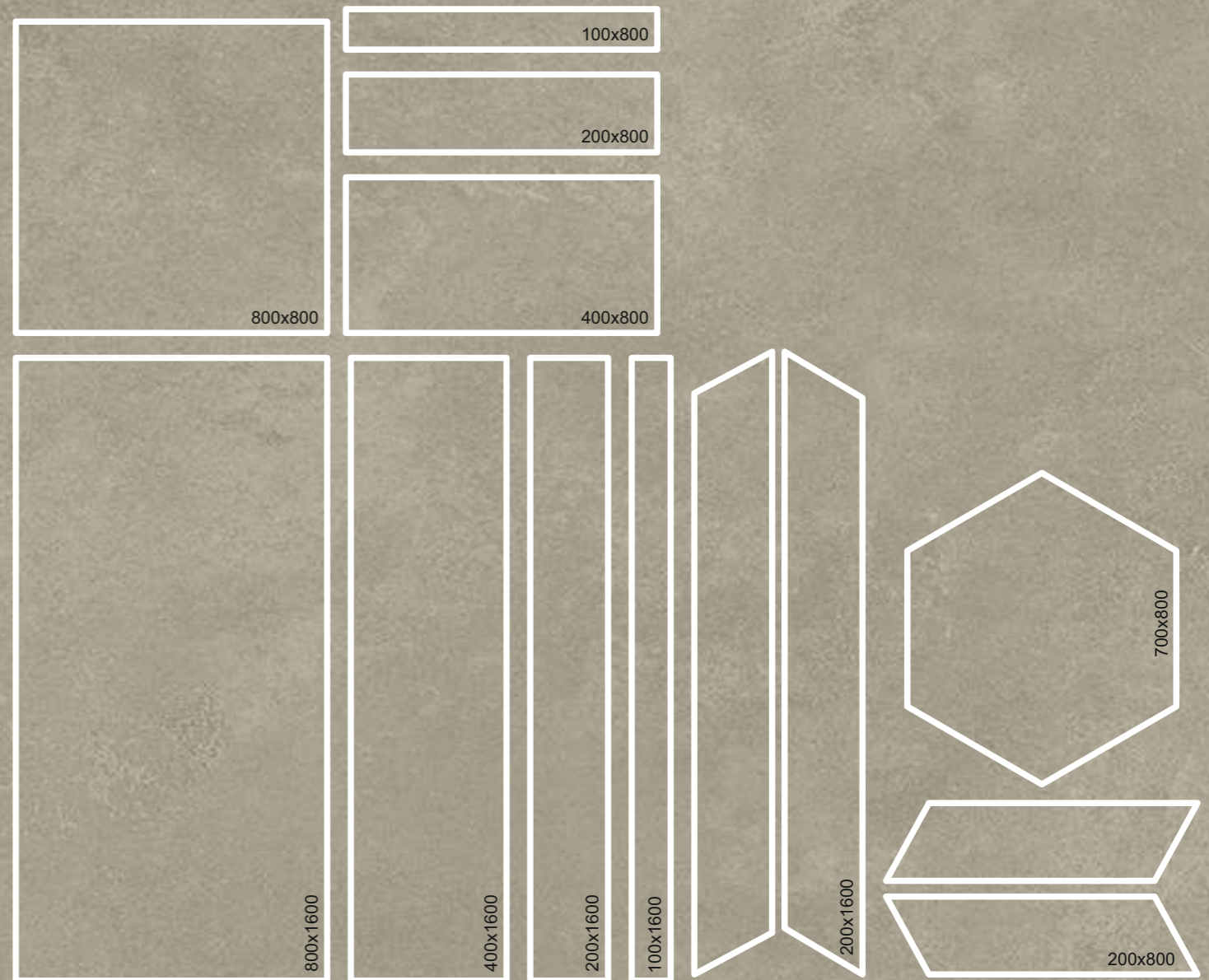


20x160 R
8"x64"
772274 Seattle Carbon L
772275 Seattle Carbon R

A700



Si consiglia la posa con fuga 2 mm. - Laying with a 2 mm-joint is recommended. - Pose recommandée avec joints de 2 mm. - Se recomienda la colocación con juntas de 2 mm.



SEATTLE

SEATTLE

Formati . Sizes . Formats . Formatos

Formati . Sizes . Formats . Formatos



80x160 R
32"x64"
772129 Seattle Perla

A160



40x160 R
16"x64"
772135 Seattle Perla

A150



20x160 R
8"x64"
772141 Seattle Perla

A140



10x160 R
4"x64"
772147 Seattle Perla

A130



Si consiglia la posa con fuga 2 mm. - Laying with a 2 mm-joint is recommended. - Pose recommandée avec joints de 2 mm. - Se recomienda la colocación con juntas de 2 mm.



80x80 R
32"x32"
772153 Seattle Perla

A120



40x80 R
16"x32"
772159 Seattle Perla

A110



20x80 R
8"x32"
772165 Seattle Perla

A100



10x80 R
4"x32"
772171 Seattle Perla

A90



Si consiglia la posa con fuga 2 mm. - Laying with a 2 mm-joint is recommended. - Pose recommandée avec joints de 2 mm. - Se recomienda la colocación con juntas de 2 mm.



pavimento Seattle Gypsum 80x80

SEATTLE


SEATTLE

Formati . Sizes . Formats . Formatos



20x80 R
8"x32"
772180 Seattle Perla L
772181 Seattle Perla R

A590



70x80 R
28"x32"
772189 Seattle Perla

A640

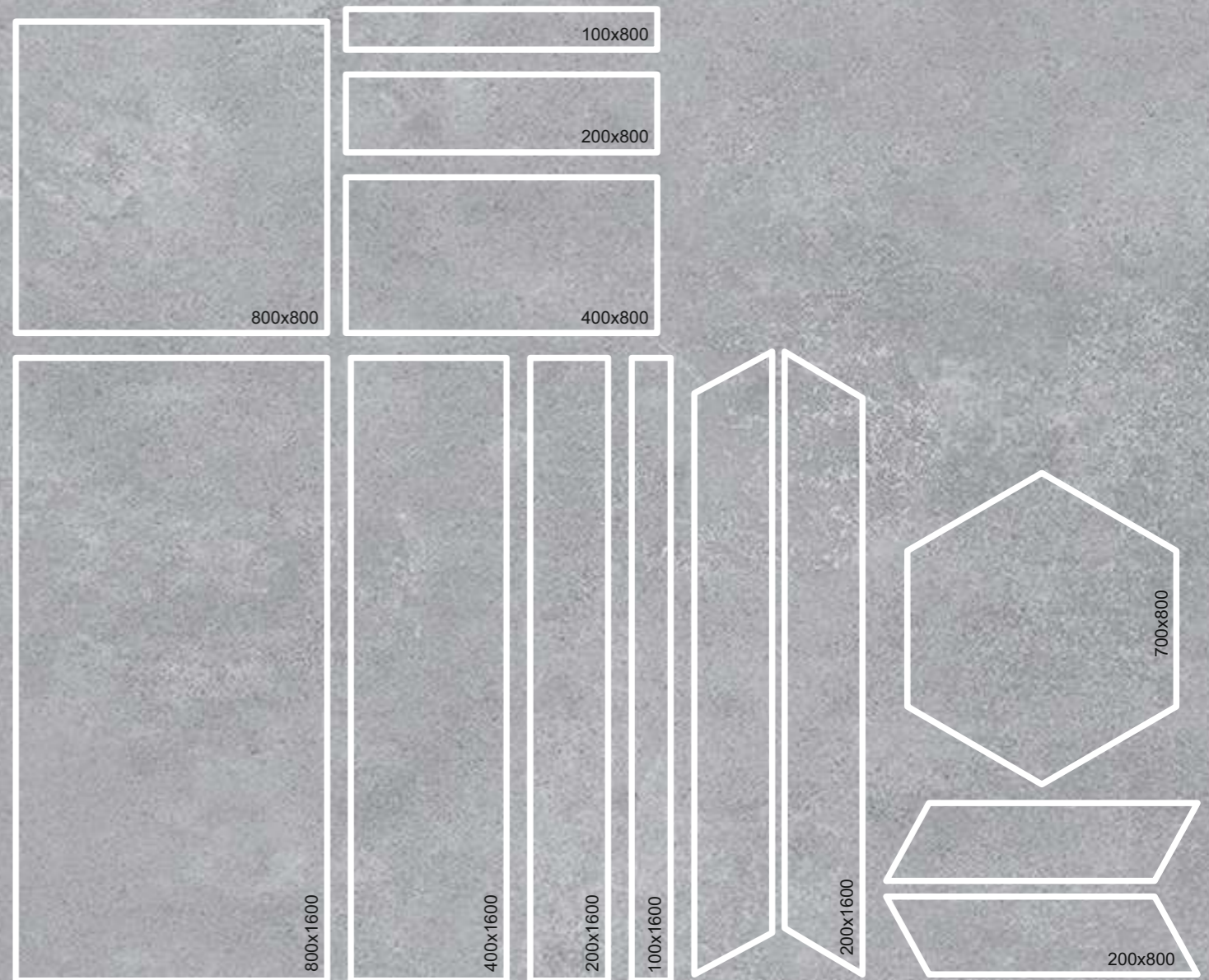


20x160 R
8"x64"
772276 Seattle Perla L
772277 Seattle Perla R

A700



Si consiglia la posa con fuga 2 mm. - Laying with a 2 mm-joint is recommended. - Pose recommandée avec joints de 2 mm. - Se recomienda la colocación con juntas de 2 mm.



SEATTLE

SEATTLE

Formati . Sizes . Formats . Formatos

Formati . Sizes . Formats . Formatos



80x160 R
32"x64"
772130 Seattle Gypsum

A160



40x160 R
16"x64"
772136 Seattle Gypsum

A150



20x160 R
8"x64"
772142 Seattle Gypsum

A140



10x160 R
4"x64"
772148 Seattle Gypsum

A130



Si consiglia la posa con fuga 2 mm. - Laying with a 2 mm-joint is recommended. - Pose recommandée avec joints de 2 mm. - Se recomienda la colocación con juntas de 2 mm.



80x80 R
32"x32"
772154 Seattle Gypsum

A120



40x80 R
16"x32"
772160 Seattle Gypsum

A110



20x80 R
8"x32"
772166 Seattle Gypsum

A100



10x80 R
4"x32"
772172 Seattle Gypsum

A90



Si consiglia la posa con fuga 2 mm. - Laying with a 2 mm-joint is recommended. - Pose recommandée avec joints de 2 mm. - Se recomienda la colocación con juntas de 2 mm.


rivestimento Seattle Gypsum 80x160
pavimento Seattle Carbon 40x160



SEATTLE

SEATTLE

Formati . Sizes . Formats . Formatos



20x80 R
8"x32"
772182 Seattle Gypsum L
772183 Seattle Gypsum R

A590



70x80 R
28"x32"
772190 Seattle Gypsum

A640

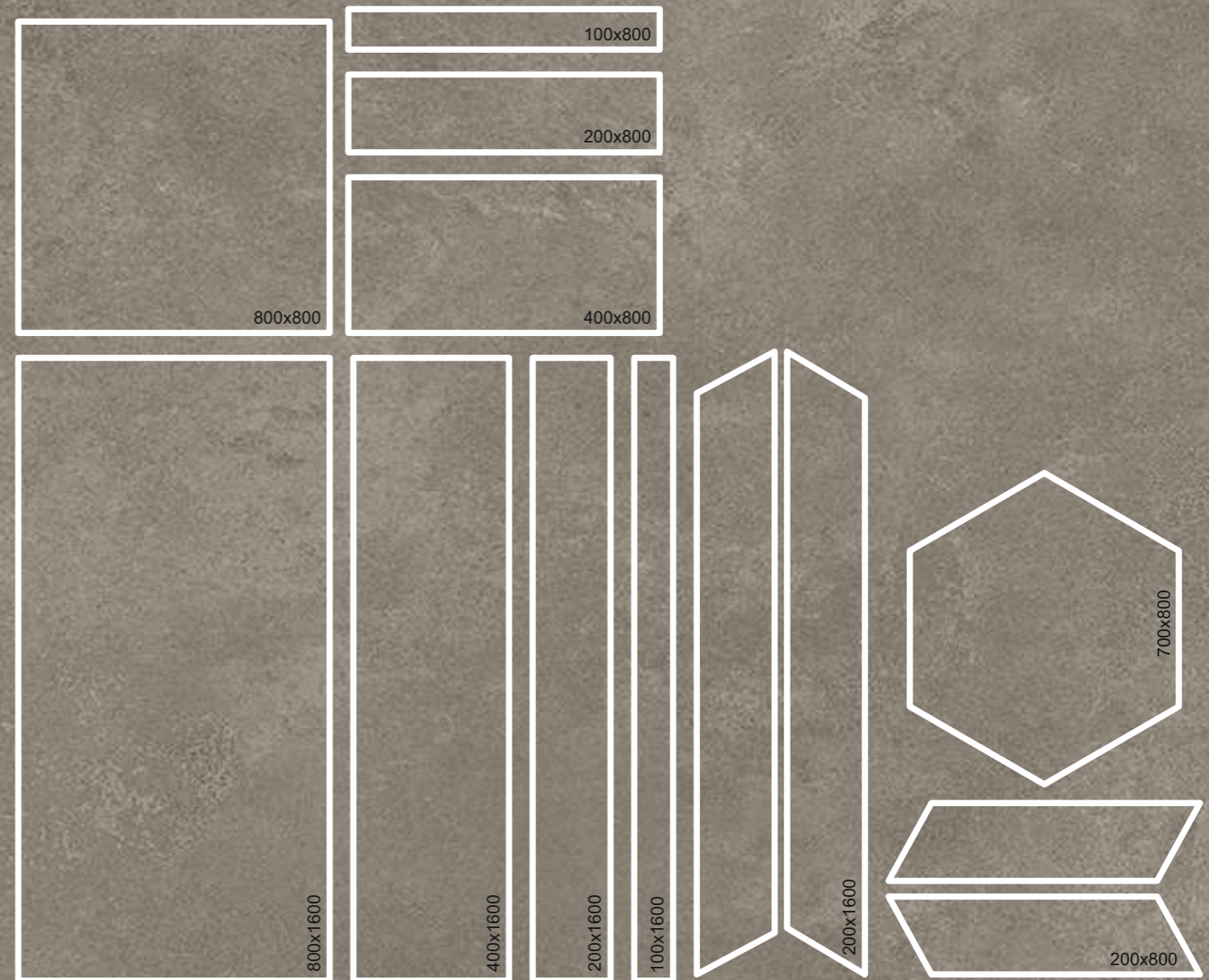


20x160 R
8"x64"
772278 Seattle Gypsum L
772279 Seattle Gypsum R

A700



Si consiglia la posa con fuga 2 mm. - Laying with a 2 mm-joint is recommended. - Pose recommandée avec joints de 2 mm. - Se recomienda la colocación con juntas de 2 mm.



SEATTLE

SEATTLE

Formati . Sizes . Formats . Formatos

Formati . Sizes . Formats . Formatos



80x160 R
32"x64"
772131 Seattle Urban

A160



40x160 R
16"x64"
772137 Seattle Urban

A150



20x160 R
8"x64"
772143 Seattle Urban

A140



10x160 R
4"x64"
772149 Seattle Urban

A130



Si consiglia la posa con fuga 2 mm. - Laying with a 2 mm-joint is recommended. - Pose recommandée avec joints de 2 mm. - Se recomienda la colocación con juntas de 2 mm.



80x80 R
32"x32"
772155 Seattle Urban

A120



40x80 R
16"x32"
772161 Seattle Urban

A110



20x80 R
8"x32"
772167 Seattle Urban

A100



10x80 R
4"x32"
772173 Seattle Urban

A90



Si consiglia la posa con fuga 2 mm. - Laying with a 2 mm-joint is recommended. - Pose recommandée avec joints de 2 mm. - Se recomienda la colocación con juntas de 2 mm.

SEATTLE

SEATTLE


Formati . Sizes . Formats . Formatos



Naturale/Matt

20x80 R
8"x32"
772184 Seattle Urban L
772185 Seattle Urban R

A590



Naturale/Matt

70x80 R
28"x32"
772191 Seattle Urban

A640



Naturale/Matt

20x160 R
8"x64"
772280 Seattle Urban L
772281 Seattle Urban R

A700

pavimento Seattle Miel 80x160



Si consiglia la posa con fuga 2 mm. - Laying with a 2 mm-joint is recommended. - Pose recommandée avec joints de 2 mm. - Se recomienda la colocación con juntas de 2 mm.






rivestimento Seattle Perla 80x80
pavimento Seattle Urban 80x80



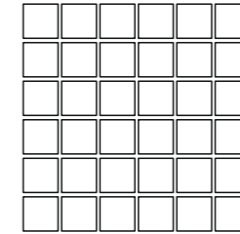
pavimento Seattle Perla 40x160

Grés Porcellanàto . Stoneware Porcelain . Ceràme Gres . Gres Porcelánico

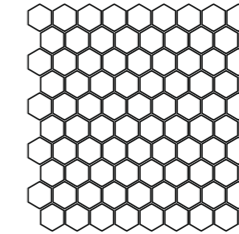
Mòsaici . Mosaics . Mosaïques . Mosàicós



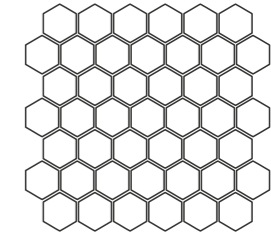
Mosaici 12
30x30
772192 Seattle Clay
772193 Seattle Miel
772194 Seattle Carbon
772195 Seattle Perla
772196 Seattle Gypsum
772197 Seattle Urban



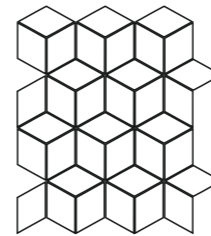
Mosaici 6
30x30
772198 Seattle Clay
772199 Seattle Miel
772200 Seattle Carbon
772201 Seattle Perla
772202 Seattle Gypsum
772203 Seattle Urban



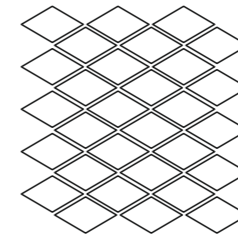
Mosaici Hex 9
29.4x29.8
772204 Seattle Clay
772205 Seattle Miel
772206 Seattle Carbon
772207 Seattle Perla
772208 Seattle Gypsum
772209 Seattle Urban




Mosaici Hex 6
30.1x29.8
772210 Seattle Clay
772211 Seattle Miel
772212 Seattle Carbon
772213 Seattle Perla
772214 Seattle Gypsum
772215 Seattle Urban



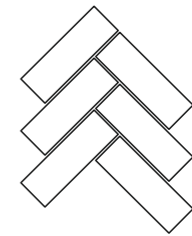
Mosaici Topaz
34.6x30
772216 Seattle Clay
772217 Seattle Miel
772218 Seattle Carbon
772219 Seattle Perla
772220 Seattle Gypsum
772221 Seattle Urban



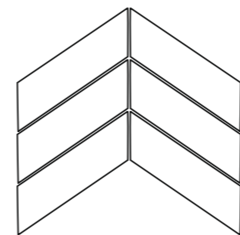
Mosaici Prism
29x30
772222 Seattle Clay
772223 Seattle Miel
772224 Seattle Carbon
772225 Seattle Perla
772226 Seattle Gypsum
772227 Seattle Urban



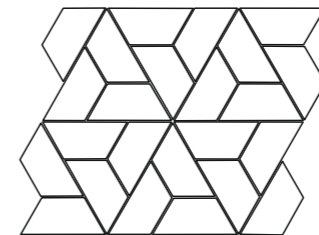
Mosaici Herringbone 6
21.1x21.1
772228 Seattle Clay
772229 Seattle Miel
772230 Seattle Carbon
772231 Seattle Perla
772232 Seattle Gypsum
772233 Seattle Urban



Mosaici Herringbone 2
28.3x30.5
772234 Seattle Clay
772235 Seattle Miel
772236 Seattle Carbon
772237 Seattle Perla
772238 Seattle Gypsum
772239 Seattle Urban



Mosaici Chevron 2
20.5x20.8
772240 Seattle Clay
772241 Seattle Miel
772242 Seattle Carbon
772243 Seattle Perla
772244 Seattle Gypsum
772245 Seattle Urban



Mosaici Cassettone
29.9x34.6
772246 Seattle Clay
772247 Seattle Miel
772248 Seattle Carbon
772249 Seattle Perla
772250 Seattle Gypsum
772251 Seattle Urban

SEATTLE





SEATTLE

Grés Porcellanàto . Stoneware Porcelain . Ceràme Gres . Gres Porcelánico

Grés Porcellanàto . Stoneware Porcelain . Ceràme Gres . Gres Porcelánico

Mòsaici . Mosaics . Mosaïques . Mosàicós

Mòsaici . Mosaics . Mosaïques . Mosàicós







Mosaici 12
30x30
772192 Seattle Clay

Mosaici 12
30x30
772193 Seattle Miel

Mosaici 12
30x30
772194 Seattle Carbon

Mosaici 12
30x30
772195 Seattle Perla





Mosaici Hex 9
29.4x29.8
772204 Seattle Clay

Mosaici Hex 9
29.4x29.8
772205 Seattle Miel

Mosaici Hex 9
29.4x29.8
772206 Seattle Carbon



Mosaici Hex 9
29.4x29.8
772207 Seattle Perla



Mosaici 12
30x30
772196 Seattle Gypsum

Mosaici 12
30x30
772197 Seattle Urban





A990



Mosaici Hex 9
29.4x29.8
772208 Seattle Gypsum

Mosaici Hex 9
29.4x29.8
772209 Seattle Urban

A991






Mosaici 6
30x30
772198 Seattle Clay

Mosaici 6
30x30
772199 Seattle Miel

Mosaici 6
30x30
772200 Seattle Carbon

Mosaici 6
30x30
772201 Seattle Perla





Mosaici Hex 6
30.1x29.8
772210 Seattle Clay

Mosaici Hex 6
30.1x29.8
772211 Seattle Miel

Mosaici Hex 6
30.1x29.8
772212 Seattle Carbon



Mosaici Hex 6
30.1x29.8
772213 Seattle Perla



Mosaici 6
30x30
772202 Seattle Gypsum

Mosaici 6
30x30
772203 Seattle Urban

A990



Mosaici Hex 6
30.1x29.8
772214 Seattle Gypsum

Mosaici Hex 6
30.1x29.8
772215 Seattle Urban

A991

Decorazione a base di rete. -Mesh based Decor. -Decor a base de maille. -Decoracion a base de malla

Decorazione a base di rete. -Mesh based Decor. -Decor a base de maille. -Decoracion a base de malla



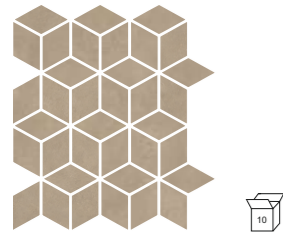
rivestimento Seattle Perla 80x80
pavimento Seattle Gypsum 80x80

Grés Porcellanàto . Stoneware Porcelain . Ceràme Gres . Gres Porcelánico

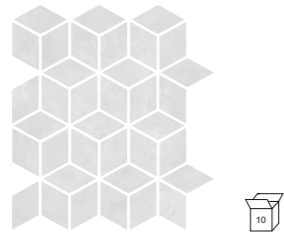
Grés Porcellanàto . Stoneware Porcelain . Ceràme Gres . Gres Porcelánico

Mòsaici . Mosaics . Mosaïques . Mosàicós

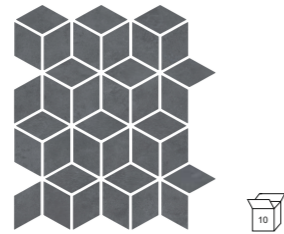
Mòsaici . Mosaics . Mosaïques . Mosàicós



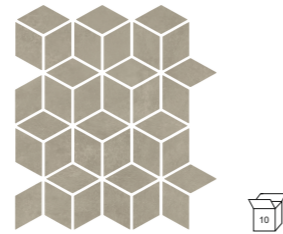
Mosaici Topaz
34.6x30
772216 Seattle Clay



Mosaici Topaz
34.6x30
772217 Seattle Miel




Mosaici Topaz
34.6x30
772218 Seattle Carbon




Mosaici Topaz
34.6x30
772219 Seattle Perla




Mosaici Herringbone 6
21.1x21.1
772228 Seattle Clay



Mosaici Herringbone 6
21.1x21.1
772229 Seattle Miel



Mosaici Herringbone 6
21.1x21.1
772230 Seattle Carbon



Mosaici Herringbone 6
21.1x21.1
772231 Seattle Perla



Mosaici Topaz
34.6x30
772220 Seattle Gypsum



Mosaici Topaz
34.6x30
772221 Seattle Urban

A992




Mosaici Herringbone 6
21.1x21.1
772232 Seattle Gypsum




Mosaici Herringbone 6
21.1x21.1
772233 Seattle Urban


A992




Mosaici Prism
29x30
772222 Seattle Clay




Mosaici Prism
29x30
772223 Seattle Miel



Mosaici Prism
29x30
772224 Seattle Carbon



Mosaici Prism
29x30
772225 Seattle Perla



Mosaici Herringbone 2
28.3x30.5
772234 Seattle Clay




Mosaici Herringbone 2
28.3x30.5
772235 Seattle Miel




Mosaici Herringbone 2
28.3x30.5
772236 Seattle Carbon



Mosaici Herringbone 2
28.3x30.5
772237 Seattle Perla



Mosaici Prism
29x30
772226 Seattle Gypsum



Mosaici Prism
29x30
772227 Seattle Urban

A992



Mosaici Herringbone 2
28.3x30.5
772238 Seattle Gypsum



Mosaici Herringbone 2
28.3x30.5
772239 Seattle Urban

A992

Decorazione a base di rete. -Mesh based Decor. -Decor a base de maille. -Decoracion a base de malla


Decorazione a base di rete. -Mesh based Decor. -Decor a base de maille. -Decoracion a base de malla

SEATTLE


SEATTLE

Grés Porcellanato . Stoneware Porcelain . Ceràme Gres . Gres Porcelánico


Mòsaici . Mosaics . Mosaïques . Mosàicós




Mosaici Chevron 2
20.5x20.8
772240 Seattle Clay




Mosaici Chevron 2
20.5x20.8
772241 Seattle Miel




Mosaici Chevron 2
20.5x20.8
772242 Seattle Carbon



Mosaici Chevron 2
20.5x20.8
772243 Seattle Perla



Mosaici Chevron 2
20.5x20.8
772244 Seattle Gypsum




Mosaici Chevron 2
20.5x20.8
772245 Seattle Urban

A993



Mosaici Cassettone
29.9x34.6
772246 Seattle Clay



Mosaici Cassettone
29.9x34.6
772247 Seattle Miel



Mosaici Cassettone
29.9x34.6
772248 Seattle Carbon



Mosaici Cassettone
29.9x34.6
772249 Seattle Perla



Mosaici Cassettone
29.9x34.6
772250 Seattle Gypsum

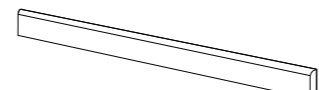







Mosaici Cassettone
29.9x34.6
772251 Seattle Urban


A994

Decorazione a base di rete. -Mesh based Decor. -Decor a base de maille. -Decoracion a base de malla

Pezzi speciali . Trims . Pièces spéciales . Formstücke . Piezas especiales .

	 BATTISCOPA	 GRADINO	 SCALINO
	100x1600	300x1600	200x1600
	A139 	A159 	A149 
CLAY	772252	772258	772264
MIEL	772253	772259	772265
CARBON	772254	772260	772266
PERLA	772255	772261	772267
GYPSUM	772256	772262	772268
URBAN	772257	772263	772269

Imballi . Packing . Conditionnement . Verpackungseinheiten . Embalajes .

FORMATO SIZE FORMAT FORMAT FORMATO	SPESSORE THICKNESS EPAISSEUR STÄRKE ESPEJOR	KG/MQ KG/SQM KG/MC KG/QM KG/MQ	SCATOLA BOX BOÎTE KARTON CAJA КОБОККА		EUROPALLET	
				m ²	box	m ²
80x160 . 32"x64"	9 mm . 0,35"	45	2	2.56	23	58.88
40x160 . 16"x64"	9 mm . 0,35"	45	4	2.56	23	58.88
20x160 . 8"x64"	9 mm . 0,35"	45	8	2.56	23	58.88
10x120 . 4"x64"	9 mm . 0,35"	45	16	2.56	23	58.88
80x80 . 32"x32"	9 mm . 0,35"	42	3	1.92	34	61.44
40x80 . 16"x32"	9 mm . 0,35"	42	6	1.92	34	61.44
20x80 . 8"x32"	9 mm . 0,35"	42	12	1.92	34	61.44
10x80 . 4"x32"	9 mm . 0,35"	42	24	1.92	34	61.44
70x80 . 28"x32"	9 mm . 0,35"	42	3	1.92	34	61.44
30x30 . 12"x12"	9 mm . 0,35"	30	10	-	-	-

CARATTERISTICHE TECNICHE

Technical specifications | Technische Eigenschaften | Caractéristiques techniques | Características técnicas |

STANDARD EN 14411 - G

	CARATTERISTICHE TECNICHE TECHNICAL DATA TECHNISCHE DATEN CARACTERISTIQUES TECHNIQUES	NORMA STANDARD NORM NORME	VALORI PRESCRITTI DALLE NORME EN 14411 - G INTERNATIONAL STANDARDS EN 14411 - G INTERNATIONALE NORMWERTE EN 14411 - G VALEURS PREVUES PAR LES NORMES EN 14411 - G	VALORE MEDIO CERAGRES CERAGRES AVERAGE VALUE CERAGRES MITTELWERT VALEURS MOYEN CERAGRES
	CARATTERISTICHE DIMENSIONALI - SIZE CHARACTERISTICS - MASSEIGENSCHAFTEN DETERMINATION DES CARACTERISTIQUES DIMENSIONNELLES - CARACTERÍSTICAS DIMENSIONALES - РАЗМЕРНЫЕ ХАРАКТЕРИСТИКИ - 尺寸特征			NAT (UGL)
	LATI SIDES - SEITEN COTES - CANTOS РАЗМЕРЫ СТОРОН - 側邊	EN ISO 10545-2	± 0,3% MAX (± 1,0 mm MAX)	CONFORME COMPLYING
	SPESORE THICKNESS - DICKE EPAISSEUR - ESPESOR ТОЛЩИНА - 厚度	EN ISO 10545-2	± 5,0% MAX (± 0,5 mm MAX)	CONFORME COMPLYING
	RETTILINEITÀ DEGLI SPIGOLI STRAIGHTNESS OF SIDES - GERADLINIGKEIT DER KANTEN RECTITUDE DES ARETES - RECTITUD DE LOS CANTOS КОСОУГОЛЬНОСТЬ - 边角平直度	EN ISO 10545-2	± 0,3% MAX (± 0,8 mm MAX)	CONFORME COMPLYING
	ORTOGONALITÀ RECTANGULARITY - RECHTWINKLIGKEIT PERPENDICULARITÉ - ORTOGONALIDAD КРИВИЗНА СТОРОН - 直角度	EN ISO 10545-2	± 0,3% MAX (± 1,5 mm MAX)	CONFORME COMPLYING
	PLANARITÀ SURFACE FLATNESS - EBENFLÄCHIGKEIT PLANEITE DE SURFACE - PLANEIDAD КРИВИЗНА ЛИЦЕВОЙ ПОВЕРХНОСТИ - 平整度	EN ISO 10545-2	± 0,4% MAX (± 1,8 mm MAX)	CONFORME COMPLYING
	ASSORBIMENTO D'ACQUA WATER ABSORPTION - WASSERAUFNAHME ABSORPTION D'EAU - ABSORCIÓN DE AGUA ВОДОПОГЛОЩЕНИЕ - 吸水率	EN ISO 10545-3	≤ 0,5%	≤ 0,1%
	RESISTENZA ALLA FLESSIONE FLEXION RESISTANCE - BIEGEFESTIGKEIT RESISTANCE A LA FLEXION - RESISTENCIA A LA FLEXIÓN ПРЕДЕЛ ПРОЧНОСТИ ПРИ ИЗГИБЕ - 抗弯强度	EN ISO 10545-4	S ≥ 700 N (< 7,5 mm) S ≥ 1.300 N (> 7,5 mm) R ≥ 35 N/mm².	S ≥ 2.800 N R ≥ 49 N/mm² (formato 600x600 24"x24" size)
	RESISTENZA ALL'URTO IMPACT RESISTANCE - STOSSFESTIGKEIT RESISTANCE AUX CHOCES - RESISTENCIA A LOS GOLPES УДАРОСТОЙКОСТЬ - 抗冲击强度	EN ISO 10545-5	VALORE DICHIARATO DECLARED VALUE	> 0,80
	RESISTENZA ALL'ABRASIONE ABRASION RESISTANCE - ABRIEFESTIGKEIT RESISTANCE A L'ABRASION - RESISTENCIA A LA ABRASIÓN СТОЙКОСТЬ К ИСТИРАНИЮ - 耐磨强度	EN ISO 10545-6	≤ 175 mm³	< 150 mm³
	COEFFICIENTE DI DILATAZIONE TERMICA LINEARE COEFFICIENT OF LINEAR THERMAL-EXPANSION - LINEARER WÄRMEAUSSDEHNUNGSKOEFFIZIENT COEFFICIENT DE DILATATION THERMIQUE LINEAIRE - COEFICIENTE DE DILATACIÓN TÉRMICA LINEAL КОЭФФИЦИЕНТ ЛИНЕЙНОГО ТЕРМИЧЕСКОГО РАСШИРЕНИЯ - 线性热膨胀系数	EN ISO 10545-8	-	α=7,3x10 ⁻⁶ °C ⁻¹
	RESISTENZA AGLI SBALZI TERMICI RESISTANCE TO THERMAL SHOCKS - BESTÄNDIGKEIT GEGEN TEMPERATURSCHWANKUNGEN RESISTANCE AUX CHOCES THERMIQUES - RESISTENCIA A LOS CHOQUES TÉRMICOS СТОЙКОСТЬ К ПЕРЕПАДАМ ТЕМПЕРАТУРЫ - 耐热突变性	EN ISO 10545-9	TEST SUPERATO SECONDO EN ISO 10545-1 PASS ACCORDING EN ISO 10545-1	NESSUN DANNO NO DAMAGE
	RESISTENZA AL GELO FROST RESISTANCE - FROSTBESTÄNDIGKEIT RESISTANCE AU GEL - RESISTENCIA AL HIELO МОРОЗОСТОЙКОСТЬ - 耐冻性	EN ISO 10545-12	TEST SUPERATO SECONDO EN ISO 10545-1 PASS ACCORDING EN ISO 10545-1	NESSUN DANNO NO DAMAGE
	RESISTENZA ALL'ATTACCO CHIMICO RESISTANCE TO CHEMICALS - CHEMIKALIENBESTÄNDIGKEIT RESISTANCE A L'ATTAQUE CHIMIQUE - RESISTENCIA QUÍMICA ХИМИЧЕСКАЯ СТОЙКОСТЬ - 耐化学品作用	EN ISO 10545-13	UB MIN.	UA ULA UHA
	RESISTENZA ALLE MACCHIE RESISTANCE TO STAINS - FLECKENBESTÄNDIGKEIT RESISTANCE AUX TACHES - RESISTENCIA A LAS MANCHAS УСТОЙЧИВОСТЬ К ПЯТНООБРАЗОВАНИЮ - 防污性	EN ISO 10545-14	VALORE DICHIARATO DECLARED VALUE	5
	CESSIONE DI PIOMBO E CADMIO LEAD AND CADMIUM DISCHARGE - ABGABE VON BLEI UND CADMIUM PERTÉ DE PLOMB ET CADMIUM - CESIÓN DE PLOMO Y CADMIO ВЫДЕЛЕНИЕ СВИНЦА И КАДМИЯ - 铅和镉的排放	EN ISO 10545-15	VALORE DICHIARATO DECLARED VALUE	< AL LIMITE DI RILEVAMENTO < THAN INSTRUMENT LIMIT
				NAT
		DM. 236/89 BCRA	> 0,40	> 0,40
		ASTM C1028	SCOF > 0,60	> 0,60
		ANSI A137.1	Wet DCOF > 0,42	> 0,42
		AS 4586:2013	-	-
		DIN 51130	-	R9
		DIN 51097	-	-
		ENV 12633	≥ CL1	CL1
		BS 7976	≥ 36	≥ 36
	SCIVOLOSITÀ SKID RESISTANCE - RUTSCHWERT GLISSANCE - ADHERENCIA			



CÉRAGRÈS
LUXE

touch@ceragresceramics.com
www.ceragresceramics.com